


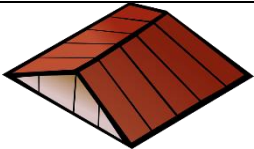
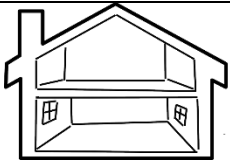

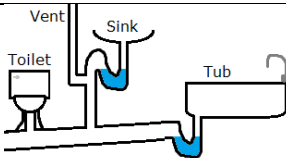
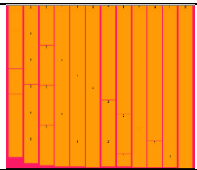
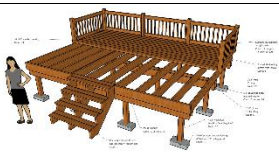

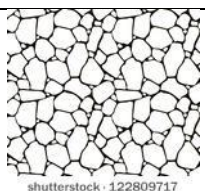

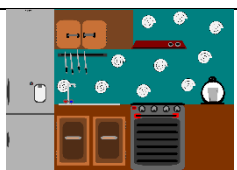


BETTER TIMES, HIGHER RETURNS


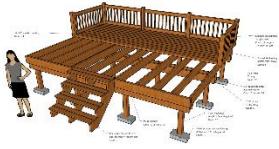






2016 COST VS. VALUE

HERE ARE THE AVERAGE COST AND AVERAGE RETURN ON INVESTMENT FOR 30 PROJECT TYPES
 DON'T FORGET TO ADD IN THE ENJOYMENT FACTOR (HOW MUCH YOU WILL ENJOY IT BEFORE RESALE)

MIDRANGE PROJECTS

			
MAJOR KITCHEN REMODEL	MASTER SUITE ADDITION	BACK-UP POWER GENERATOR	BATHROOM ADDITION
64.9%	64.1%	59.4%	56.2%
			
ROOFING REPLACEMENT	BASEMENT REMODEL	TWO-STORY ADDITION	FAMILY ROOM
71.7%	70.4%	69.3%	67.9%
			
BATHROOM REMODEL	SIDING REPLACEMENT (DEPENDING ON TYPE)	DECK ADDITION COMPOSITE WOOD	FIBERGLASS ATTIC INSULATION
65.7%	67.7% - 78.6%	64.4% 75%	116.9%
			
MANUFACTURED STONE VENEER	GARAGE DOOR REPLACEMENT	ENTRY DOOR REPLACEMENT	MINOR KITCHEN REMODEL
92.9%	91.5%	91.1%	83.1%

UPSCALE PROJECTS

			
<p>MAJOR KITCHEN REMODEL</p>	<p>DECK ADDITION</p>	<p>MASTER SUITE ADDITION</p>	<p>BATHROOM ADDITION</p>
<p>61.5%</p>	<p>57.5%</p>	<p>57.2%</p>	<p>56.7%</p>
			
<p>GARAGE DOOR REPLACEMENT</p>	<p>ENTRY DOOR REPLACEMENT</p>	<p>WINDOW REPLACEMENT VINYL WOOD</p>	<p>GRAND ENTRANCE</p>
<p>90.1%</p>	<p>82.3%</p>	<p>73.3% 72.1%</p>	<p>69.6%</p>